


Folding Saw Horses



Overview



Author: Kyle Cameron

Company: Golden Coast Woodworks

Date: June 24, 2021

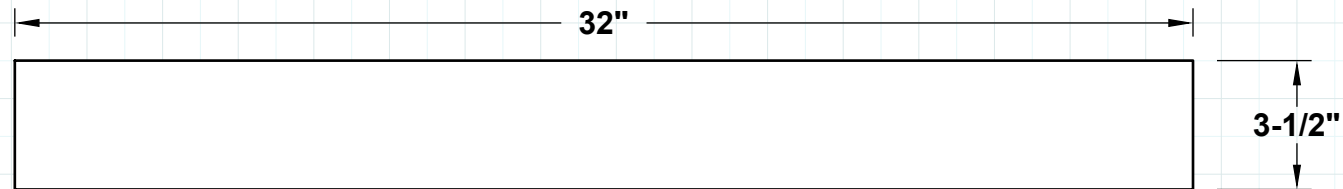
File Name: Folding Saw Horses

Overview

Page: 1

Plan Notes: All the pieces of this project are made from dimensional kiln dried 2x4 lumber from a home improvement store. A video tutorial can be found on my YouTube channel:

Top Surface



Author: Kyle Cameron

Company: Golden Coast Woodworks

Date: June 24, 2021

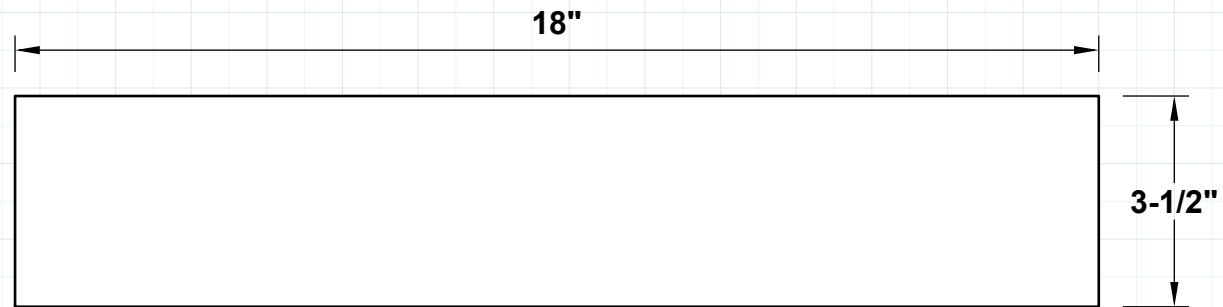
File Name: Folding Saw Horses

Top Surface

Page: 2

Plan Notes: All the pieces of this project are made from dimensional kiln dried 2x4 lumber from a home improvement store. A video tutorial can be found on my YouTube channel:

Cross Braces



Author: Kyle Cameron

Company: Golden Coast Woodworks

Date: June 24, 2021

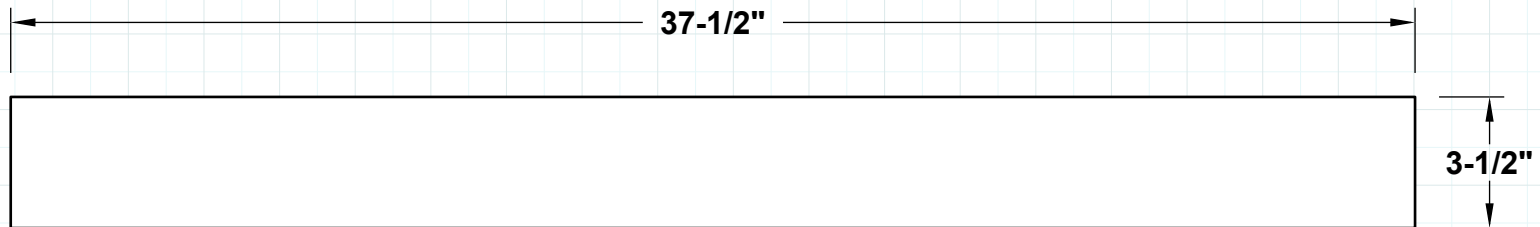
File Name: Folding Saw Horses

Cross Braces

Page: 3

Plan Notes: All the pieces of this project are made from dimensional kiln dried 2x4 lumber from a home improvement store. A video tutorial can be found on my YouTube channel:

Legs



Author: Kyle Cameron

Company: Golden Coast Woodworks

Date: June 24, 2021


File Name: Folding Saw Horses

Legs

Page: 4

Plan Notes: All the pieces of this project are made from dimensional kiln dried 2x4 lumber from a home improvement store. A video tutorial can be found on my YouTube channel:

Leg Profile



Author: Kyle Cameron

Company: Golden Coast Woodworks

Date: June 24, 2021

File Name: Folding Saw Horses

Leg Profile

Page: 5

Plan Notes: All the pieces of this project are made from dimensional kiln dried 2x4 lumber from a home improvement store. A video tutorial can be found on my YouTube channel: